


# Abagnale Fraud Tips

## Combating Counterfeiting

Current Security Features: To prevent counterfeiting, the government has included a number of security features in U.S. currency.



**Security Thread**  
Polyester strips, which cannot be reproduced in the reflected light of copiers, have been embedded in \$10, \$20, \$50 and \$100 notes.



**Federal Reserve Seal**  
The code letter is the same as the first letter in the serial number.



**Treasury Seal**  
The saw-toothed points are sharp, distinct and unbroken. The seal's color is the same as that of the two serial numbers.




**Serial Numbers**  
The serial number appears in two places and is distinctively styled and evenly spaced, with ink the same color as the Treasury seal. No two notes of the same series and denomination have the same serial number.

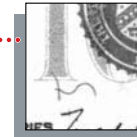
**Border**  
The border's fine lines and lacy, weblike design are distinct and unbroken.



**Microprinting**  
"The United States of America" is printed repeatedly on the sides of the portrait. The letters are too small to read without a magnifier or for distinct copier reproduction.



**Portrait**  
The portrait is distinct from the screenlike background.



**Paper and Fibers**  
Cotton and linen rag paper has a strong, pliable feel with no watermarks; tiny red and blue fibers are embedded in the paper.

## The \$100 Bill

Note: Issue Date 4/96

Current Security Features: To prevent counterfeiting, the government has included a number of security features in U.S. currency.

**Security Thread**  
This polymer thread is embedded vertically in the paper and indicates each bill's denomination. The words on the thread can be seen only when held up to a bright light but cannot be duplicated by photocopiers or computer scanners. In the 1990 Series Notes, the security thread appeared only on the left side of a bank note. Now, to improve authentication, the thread is in a unique position in each denomination in which it is used. As an additional enhancement to currency authentication, the new security thread will glow red when held under an ultraviolet light.

**Federal Reserve Indicators**  
Instead of designating the Federal Reserve district from which a note was issued, the new universal seal now represents the entire Federal Reserve System. A letter and number near the serial number identify the issuing Federal Reserve Bank.

**Microprinting**  
Because they're so small, microprinted words are extremely hard to replicate without blurring. Originally located around the portrait of 1990 Series Notes, microprinting has been modified for the new design. Examples of microprinting, which can be read under magnification, now can be found in two places on the front. "USA 100" is microprinted within the number in the lower left hand corner, while "The United States of America" appears on Benjamin Franklin's lapel.



**Concentric Fine-Line Printing**  
This series of fine lines is very difficult to reproduce with color copiers, computer scanners and other traditional printing technologies. It is used on both sides, for the background behind both Benjamin Franklin's portrait on the front and Independence Hall on the reverse.

**Color-Shifting Ink**  
Color-shifting ink changes color when viewed from different angles. This ink is used to print the number in the lower right-hand corner on the front of the currency. The ink looks green when viewed straight on, but changes to black when the paper is held at an angle.

**Portrait**  
Since most people focus on the portrait to verify a note's authenticity, the enlargement of the portrait of Benjamin Franklin makes it easier to recognize, while the added detail in the design makes it harder to duplicate. The portrait is now off center, providing room for the watermark and security thread. Also, this modification reduces the wear and tear on the portrait caused by folding bank notes in half.

**Watermark**  
A watermark has been added on the right front side of the note depicting the same historical figure as the portrait. This watermark portrait is only visible when held up to a light source and does not reproduce on color copiers or computer scanners.

**Serial Numbers**  
The serial number is a combination of eleven numbers and letters on the front of the note in the upper left and lower right. An additional letter has been added so that no two bank notes of the same denomination have the same 11-character serial number.

Brought To You By



AMERICA'S PREMIER CHECK FRAUD SPECIALISTS

(800) 755-2265

Fax: (800) 615-2265

www.safechecks.com



Frank W. Abagnale and Associates

(800) 237-7443

Fax: (918) 492-4110

www.abagnale.com